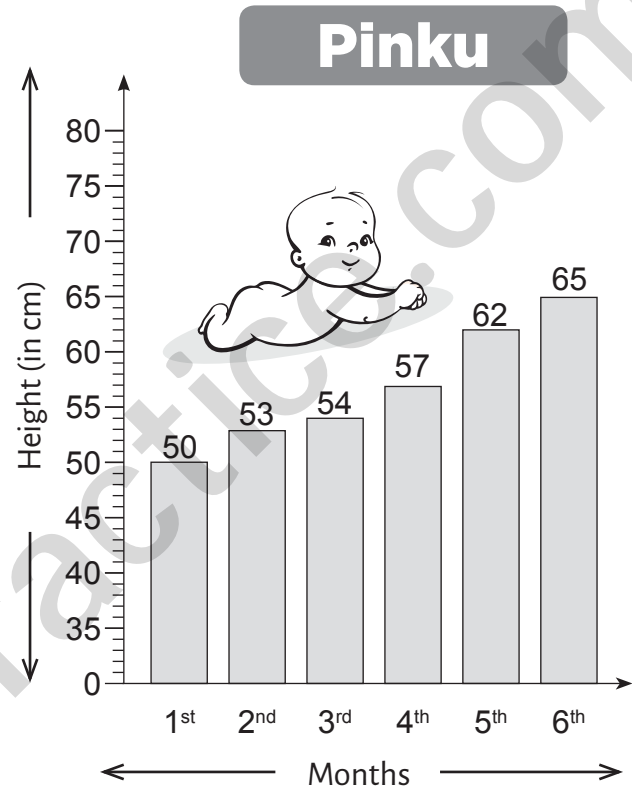
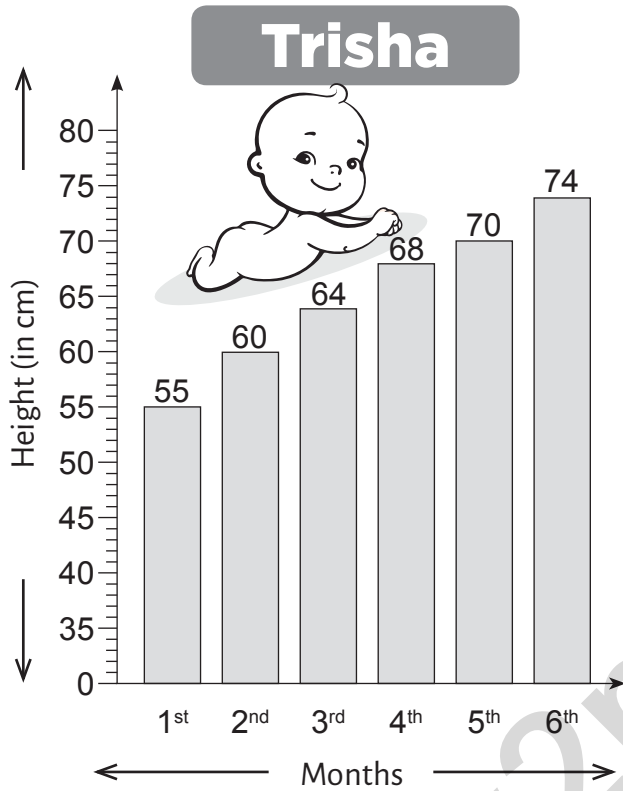


Bar Graph

Let's compare the height of two babies Trisha and Pinku. Trisha gets balanced diet and grows up in hygienic environment. Pinku does not get balanced diet and grows up in lesser hygienic environment.



Who is growing faster ?

Trisha

a) Trisha and Pinku started with a difference of 5 cm. How much is the difference in their height at the end of 6th month ?




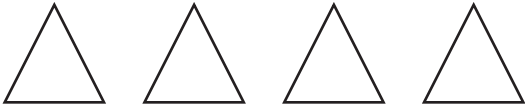




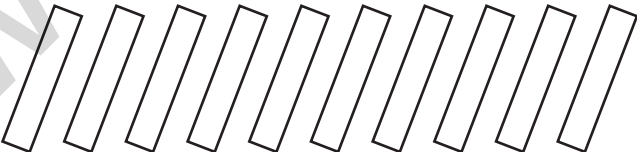

b) During which month did Trisha grow the most ?


c) During which month did Pinku grow the most ?

d) What do you think is important to have a better growth ?

Tally Marks

Look at the given table carefully. Count the given pictures and denote the count with tally marks.

| | |
|--|---|
|  |  |
| a)  | |
| b)  | |
| c)  | |
| d)  | |
| e)  | |
| f)  | |
| g)  | |
| h)  | |

| Help box | |
|----------|---|
| 1 = |  |
| 2 = | |
| 3 = | |
| 4 = | |
| 5 = | |
| 6 = | |
| 7 = | |
| 8 = | |
| 9 = | |
| 10 = | |
| 11 = | |
| 12 = | |
| 13 = | |
| 14 = | |
| 15 = | |